


9.75 [247.7]

5.00 [127.0]

25.00 [635.0]

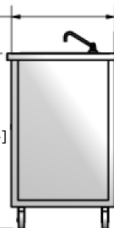


36.00 [914.4]

46.00 [1168.4]

US-ICE-1
FRONT VIEW

Scale - 1:20



41.00 [1041.4]

US-ICE-1 SIDE VIEW

Scale - 1:20

US-ICE-1
ISO VIEW
Scale - 1:20

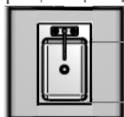
28.00 [711.2]

9.75 [247.7]

.50 [12.7]

13.75 [349.3]

25.00 [635.0]

US-ICE-1
TOP VIEW

Scale - 1:20

*Constructed of T304 Stainless Steel

*The Sink is NSF CERTIFIED!

*Basins are 9.75 x 13.75 x 10" Deep

*5 Gallon Fresh and 7 Gallon Waste Water Tanks

*Electrical Connection, Standard three prong 120 Volts

*Water Heater and Pump are UL Recognized

GENERAL NOTES:

- 1.) Units of Measure:
Inches [Millimeters]
- 2.) Content is exclusive property of US-ICE MACHINE. This may not be replicated or distributed without the written consent of US-ICE MACHINE.
- 3.) Material: T-304 Stainless Steel (Thickness Varies).

01/03/2014

CHECKED

QA

MFG

APPROVED

TITLE

MODEL:

US-ICE-1 NSF

Mobile Sink Unit

SIZE

A

DWG NO

US-ICE-1 NSF

REV

SCALE As Noted

SHEET 1 OF 1